



Republic of the Philippines  
**Department of Education**  
REGION IX, ZAMBOANGA PENINSULA  
SCHOOLS DIVISION OF DAPITAN CITY

Office of the Schools Division  
Superintendent

June 13, 2025

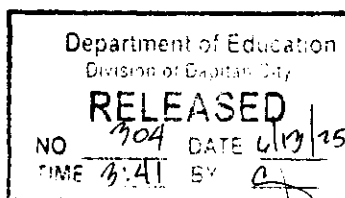
**DIVISION MEMORANDUM**

No. 304, s. 2025

To: Chief Education Supervisors, CID and SGOD  
AO V, Unit/Section Heads  
EPSs, PSDSs & PICDs  
CID & SGOD Personnel  
Division Field Technical Assistance Team  
All Elementary & Secondary School Heads  
School Technical Assistance Team  
All Others Concerned

**Submission of the CY 2025 M&E Plan & Technical Assistance Reports**

1. Reiteration of the Division Memorandum No.126, s.2025 entitled Submission of the 2025 Monitoring & Evaluation (M&E Plan and the Quarterly (ZAMPENTAM), Technical Assistance Reports. The following are advised to submit to the Unit/Section Heads on or before June 27, 2025 to wit:  
CID Personnel & School Heads- submit to the CES-CID  
SGOD Personnel- submit to the CES-SGOD  
OSDS Personnel- submit to AO V/Unit/Section Head
2. The scanned technical assistance reports will be uploaded to the given link below.
3. TA Forms can also be accessed @ **bit.ly/SBMmaterials** in Folder Name: ZAMPENTAM/BEMEF; Subfolder names: Division TA Tool, Division M&E Plan
4. The program owners are required to upload the approved M&E plan to the same link.
5. Attached is the Status on the Submission of M&E Plan & TA Reports for your reference.
6. For information and compliance.



For the Schools Division Superintendent:

AURELIO A. SANTISAS, CESE  
Assistant Schools Division Superintendent  
Officer-In-charge  
Office of the Schools Division Superintendent



Sunset Boulevard, Dawo, Dapitan City  
(065) 917-5113  
www.depeddapitancity.net

dapitancity@deped.gov.ph  
fb.com/DepEdDapitanCity





Republic of the Philippines  
Department of Education  
REGION IX, ZAMBOANGA PENINSULA  
SCHOOLS DIVISION OF DAPITAN CITY

STATUS ON THE SUBMISSION OF ZAMPENTAM FORMS AND M & E PLAN  
1<sup>st</sup> Quarter Report

Names of TA Providers	M&E Plan Date Submitted Deadline: February 17, 2025	ZAMPENTAM TA REPORTS			Remarks
		Quarter 2 Date Submitted April-June 2025	Quarter 3 Date Submitted July-September 2025	Quarter 4 Date Submitted October-December 2025	
CID- to be submitted to the CID Chief					
1 Dr. Bobbie E. Gurabot	1/6/2025				Submitted in hard copies
2 Dr. Esmeralda A. Bagaipo	2/14/2025				Submitted in hard copies
3 Marilou B. Monding					
4 Jerry M. Perong					
5 Lindo O. Adasa, Jr.					
6 Jose C. Overa					
7 Marilyn E. Esmade	2/14/2025				Submitted in hard copies
8 Dr. Luna Luz B. Racho	2/14/2025				Submitted in hard copies
9 Helen T. Calaguian	1/6/2025				Submitted in hard copies
10 Ma. Perga A. Cadiente					
11 Jimmy B. Gahuman					
12 Edna C. Quimiguing	1/6/2025				Submitted in hard copies
13 Jephone P. Yorong					
14 Elisa Q. Aranas					
15 Joy I. Cagbabanua					
16 Rizza A. Daboda					





Republic of the Philippines  
Department of Education  
REGION IX, ZAMBOANGA PENINSULA  
SCHOOLS DIVISION OF DAPITAN CITY

SGOD- to be submitted to the SGOD						
Chief						
17	Nueva A. Andag	1/6/2025				Submitted in soft & hard copies
18	Johann Andrei A. Ladera	2/17/2025				Submitted in hard copies
19	Danilo M. Santiago					
20	Jonathan D. Reluya					
21	Michelle V. Torres					
22	Anthon John S. Soriano					
23	Vicente Ramon V. Suarez II					
24	Anjie C. Rabe					
25	Glenn E. Mohametano, DDM					
26	Gwilym C. Elumba, RN					
OSDS- to be submitted to the Section Heads						
27	Jidelle G. Garcia					
28	Nancy T. Tendero					
29	Cynthia O. Dalman	2/7/2025				Submitted in hard copies
30	Amythyst Faith O. Diao	2/18/2025				
31	Rosa Belinda P. Gemperoso					
32	Shendee Gallenit					
33	Olga P. Miranda					
34	Arni G. Jauculan	2/18/2025				Submitted in hard copies

Note: Consolidated reports will be submitted to Dr. Nueva A. Andag- SGOD-SMME for PIR Quarterly Reporting.

Prepared by:

NUEVA A. ANDAG  
SEPS-SMME

Recommending Approval:

SHERLITO F. SAGAPSAPAN  
CES-SGOD

Approved by:

AURELIO A. SANTISAS, CESE  
OIC-Schools Division Superintendent



Sunset Boulevard, Dawo, Dapitan City  
(065) 917-5113  
www.depeddapitancity.net

dapitancity@deped.gov.ph  
fb.com/DepEdDapitanCity





Republic of the Philippines  
**Department of Education**  
REGION IX, ZAMBOANGA PENINSULA  
SCHOOLS DIVISION OF DAPITAN CITY

**STATUS ON THE SUBMISSION OF SIPs, AIPs, APPs & SOBs FOR CY 2025**

NAME OF SCHOOL HEAD	SCHOOL	SIP				REMARKS
		2025 SIP	2025 AIP	2025 APP	2025 ANNUAL SOB	
1 Jerry B. Jerum Galota	Ba-ao Elementary School	✓	✓	✓	✓	Submitted thru goggle drive
2 Rizza A. Daboda	Barcelona Central School	✓	✓	✓	✓	Submitted thru goggle drive
3 Anisol M. Patangan	Burgos Elementary School	✓	✓	✓	✓	Submitted thru goggle drive
4 Rufa R. Elumbaring	Diwaan Elementary School	✓	✓	✓	✓	Submitted thru goggle drive
5 Gina C. Eloppe	Hilltop Elementary School	✓	✓	✓	✓	Submitted thru goggle drive
6 Ofelia A. Cabanilit	Ilaya Elementary School	✓	✓	✓	✓	No uploads of SIP, AIP
7 Lynette B. Esparcia	Maria Uray Elementary School	✓	✓	✓	✓	Submitted thru goggle drive
8 Ma. Shelve L. Carpenteros	Oyan Elementary School	✓	✓	✓	✓	Submitted thru goggle drive
9 Gilyn E. Gallenit	Tamion Elementary School	✓	✓	✓	✓	Submitted thru goggle drive
10 Windrell B. Mongcupa	Yabu Elementary School	✓	✓	✓	✓	Submitted thru goggle drive
11 JR Simed Joseph B. Saguin	Barcelona NHS	✓	✓	✓	✓	Submitted thru goggle drive
12 Leah B. Acoymo	Ilaya NHS	✓	✓	✓	✓	No uploads of SIP, AIP, APP & SOB
13 Jun Carlo P. Tinio	Bacong Elementary School	✓	✓	✓	✓	Submitted thru goggle drive
14 Mervilou A. Timnae	Barbaran Elementary School	✓	✓	✓	✓	Submitted thru goggle drive
15 Imelda F. Tan	Baylirango Central School	✓	✓	✓	✓	Submitted thru goggle drive
16 Judyce L. Elumba	Carluacan Elementary School	✓	✓	✓	✓	Submitted thru goggle drive
17 Iiez Y. Onbay	Carang Elementary School	✓	✓	✓	✓	Submitted thru goggle drive
18 Jezebel S. Boquida	Daro Elementary School	✓	✓	✓	✓	No uploads of SIP, AIP, APP & SOB
19 Mirason S. Omilig	Guimputan Integrated School	✓	✓	✓	✓	Submitted thru goggle drive



Sunset Boulevard, Dawo, Dapitan City  
(065) 917-5113  
www.depeddapitancity.net

dapitancity@deped.gov.ph  
fb.com/DepEdDapitanCity





Republic of the Philippines  
**Department of Education**  
REGION IX, ZAMBOANGA PENINSULA  
SCHOOLS DIVISION OF DAPITAN CITY

19	Mirason S. Omilig	Guimputan Integrated School	✓	✓	✓	✓	✓	Submitted thru goggle drive
20	Mercedita B. Obnimaga	Kauswagan Integrated School	✓	✓	✓	✓	✓	Submitted thru goggle drive
21	Mary Ann Z. Cagatan	Napo Elementary School	✓	✓	✓	✓	✓	Submitted thru goggle drive
22	Wenchor P. Agum	Oro Elementary School	✓	✓	✓	✓	✓	Submitted thru goggle drive
23	Kristine B. Pon	Selingog Integrated School	✓	✓	✓	✓	✓	Submitted thru goggle drive
24	Riza B. Galiando	Sto. Niño Elementary School	✓	✓	✓	✓	✓	Submitted thru goggle drive
25	Genelyn M. Dabodabo	Taguion Elementary School	✓	✓	✓	✓	✓	Submitted thru goggle drive
26	Janet O. Cadano	Tag-ulo Elementary School	✓	✓	✓	✓	✓	Uploaded 2023 AIP
27	Weney P. Amores	Baylimango NHS	✓	✓	✓	✓	✓	Submitted thru goggle drive
28	Marlou B. Monding	Dakak NHS	✓	✓	✓	✓	✓	Submitted thru goggle drive
29	Clarence A. Elumba IV	Oro National NHS	✓	✓	✓	✓	✓	No AIP
30	Alex C. Sapuan	Capucao Elementary School	✓	✓	✓	✓	✓	Submitted thru goggle drive
31	Belén R. Talic	Dapitan City Central School	✓	✓	✓	✓	✓	Submitted thru goggle drive
32	Juvy S. Pestañas	Dapitan City Experimental ES	✓	✓	✓	✓	✓	Submitted thru goggle drive
33	Felix G. Solatorio	Dapitan City SPED Center	✓	✓	✓	✓	✓	Submitted thru goggle drive
34	Joel Q. Ruiz	Lawaan Elementary School	✓	✓	✓	✓	✓	Submitted thru goggle drive
35	Alleth G. Galicia	Ma. Cristina Elementary School	✓	✓	✓	✓	✓	Submitted thru goggle drive
36	Lyra L. Balladares	Polo Elementary School	✓	✓	✓	✓	✓	Submitted thru goggle drive
37	Nelia P. Tangucalagan	Sironoc Elementary School	✓	✓	✓	✓	✓	Submitted thru goggle drive
38	Leonido J. Tablon	Talisay Integrated School	✓	✓	✓	✓	✓	Submitted thru goggle drive
39	Allan D. Bendaño	Dapitan City NHS	✓	✓	✓	✓	✓	Submitted thru goggle drive
40	Mariou S. Cagbabanua	Aseniero Elementary School	✓	✓	✓	✓	✓	Submitted thru goggle drive
41	Belmor A. Debaloy	Dampalan Elementary School	✓	✓	✓	✓	✓	No uploads of AIP
42	Mary Jean S. Lacay	Masidlakon Elementary School	✓	✓	✓	✓	✓	Submitted thru goggle drive



Sunset Boulevard, Dawo, Dapitan City  
(065) 917-5113  
www.depeddapitancity.net

dapitancity@deped.gov.ph  
fb.com/DepEdDapitanCity





Republic of the Philippines  
**Department of Education**  
REGION IX, ZAMBOANGA PENINSULA  
SCHOOLS DIVISION OF DAPITAN CITY

43	Gemmalyn O. Ruiz	Ogao Elementary School	✓	✓	✓	✓	✓	Submitted thru goggle drive
44	Camila Jeanette J. Debaloy	Potungan Central School	✓	✓	✓	✓	✓	Submitted thru goggle drive
45	Eldie D. Robaro	San Francisco Elementary School	✓	✓	✓	✓	✓	Unsigned APP & SOB
46	Jocelyn E. Acofin	San Nicolas Elementary School	✓	✓	✓	✓	✓	Submitted thru goggle drive
47	Macaria A. Manuta	Sigayan Elementary School	✓	✓	✓	✓	✓	Submitted thru goggle drive
48	Riza A. Penaso	Aseniero NHS	✓	✓	✓	✓	✓	Unsigned AIP
49	Aloha R. Lear	Dampalan Secondary School	✓	✓	✓	✓	✓	Submitted thru goggle drive
50	Jofey B. Malana	Potungan NHS	✓	✓	✓	✓	✓	Submitted thru goggle drive
51	Tiffany L. Ubando	Sigayan Secondary School	✓	✓	✓	✓	✓	No APP & SOB
52	Liberty L. Enjanbre	Aliquay Integrated School*	✓	✓	✓	✓	✓	Submitted thru goggle drive
53	Glenda B. Paguia	Antipolo Elementary School	✓	✓	✓	✓	✓	Submitted thru goggle drive
54	Love J. Abelo	Larayan Elementary School	✓	✓	✓	✓	✓	Submitted thru goggle drive
55	Marilyn C. Sarabia	Liyang Elementary School	✓	✓	✓	✓	✓	Submitted thru goggle drive
56	Caroline D. Osorio	Owaon Elementary School	✓	✓	✓	✓	✓	Submitted thru goggle drive
57	Pacita S. Balladares	San Pedro Integrated School	✓	✓	✓	✓	✓	Submitted thru goggle drive
58	Elbert A. Pon	San Vicente Elementary School	✓	✓	✓	✓	✓	Submitted thru goggle drive
59	Isagani M. Recamara	Sicayab Elementary School	✓	✓	✓	✓	✓	Submitted thru goggle drive
60	Erna C. Gasatan	Sulangon Central School	✓	✓	✓	✓	✓	Submitted thru goggle drive
61	Rey I. Jatico	Sulangon National High School	✓	✓	✓	✓	✓	Submitted thru goggle drive

Prepared by:

NIKEVA A. ANDAG  
SEPS-SMME

Noted by:

SHERLITO E. SAGAPSAPAN  
CES-SGOD

Approved by:

AURELIO A. SANTISAS, CESE  
OIC-Schools Division Superintendent



Sunset Boulevard, Dawo, Dapitan City  
(065) 917-5113  
www.depeddapitancity.net

dapitancity@deped.gov.ph  
fb.com/DepEdDapitanCity






# **SCHOOLS DIVISION OF DAPITAN CITY**

## **FIRST QUARTER PIR**

**APRIL 14, 2025**





## QUICK FACTS



Map of  
Dapitan City



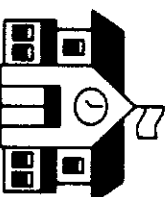
### 60 Barangays

- 2 island barangays
- 8 urban barangays
- 13 coastal barangays
- 27 interior barangays

Dapitan City lies on the northern tip of Zamboanga del Norte and northwestern coast of Mindanao;

Bounded on the north by the Sulu Sea and linked on the south by the municipalities of Mutia and La Libertad, on the east by the municipalities of Sibutu and Rizal, on the west by Dipolog City, Zamboanga del Norte.

## Division Profile



**5** Districts  
**66** Schools  
ALS CLCs

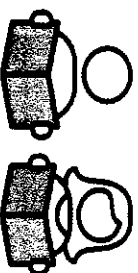


**1,188**

Number of Personnel

**939** Teaching

**115** Teaching-Related  
Non-Teaching



**23,259**

Number of Learners  
SY 2024-2025

**12.1 k** Elementary

**6.7 k** Junior HS

Senior HS

**1.3 k** ALS

## Our Leaders



**FELIX ROMY A. TRIAMBULO, CESO V**  
Schools Division Superintendent



**AURELIO A. SANTISAS, CESE**  
Assistant Schools Division Superintendent



**VICENTE JOSE V. SUAREZ II, EMD**  
Chief Education Supervisor  
Curriculum Implementation Division (CID)



**SHERLITO E. SAGAPSPAN**  
Chief Education Supervisor  
School Governance & Operations Division (SGOD)






# PHYSICAL PERFORMANCE

**FY 2025 Program Implementation Review (PIR)**



**SCHOOLS DIVISION OF DAPITAN CITY**






# **CURRICULUM IMPLEMENTATION DIVISION (CID)**



DEPARTMENT  
OF EDUCATION

**2025 Q1 Program Implementation Review (PIR)**

**SCHOOLS DIVISION OF DAPITAN CITY**





# Physical Performance

**DepED**  
DEPARTMENT OF EDUCATION



--	--	--	--	--	--	--	--	--	--

## Outcome Indicators

1. Textbooks and Instructional/ Learning materials procured for printing and delivery

-

86,000

4,497

7,800

11,459

CO  
procurement

2. Number of equipment distributed

a) Science & Math Package

b) Tech/Voc Equipment

724

## INCLUSIVE EDUCATION PROGRAM

### Outcome Indicators

1. Percentage of learners enrolled in:

a) SNED	1.23%	-	-	1.29%	-	105%	Conducted advocacy and social mobilization in the barangays
b) ALIVE	0.03%	-	-	0.13%	-	433%	
c) IPED	2.98%	-	-	3.48%	-	117%	
d) ALS	3.00%	-	-	5.24%	-	175%	



# Physical Performance

**DePED**  
DEPARTMENT OF EDUCATION



--	--	--	--	--	--	--	--	--	--

## INCLUSIVE EDUCATION PROGRAM

### Output Indicators

1. Number of schools offering the following programs:

a) ASEP	2	5	5	5	5	100%
b) ASEP	6	5	5	5	5	100%
c) IPED	1	5	5	5	5	100%

2. Number of public schools provided with learning resources

61

-

-

61

-

100%

3. Percentage of learners provided with learning resources

100%

-

-

100%

-

100%





**100%**



# Physical Performance

Department of Education  
**DepED**



## ASSESSMENT OF LEARNING OUTCOMES

1. Comprehensive Rapid Learning Assessment	100%	40%	80%	85%	100%	100%
a) Percentage of learners who reached Independent Level						
2. Phil-BT	50%	45%	49%	50%	100%	100%
a) Percentage of learners who reached Independent Level						
3. Regional Achievement Test	40.10-G3 45.56-G6 58.40-G10 35.66-G12	40.10-G3 45.56-G6 58.40-G10 35.66-G12	40.10-G3 45.56-G6 58.40-G10 35.66-G12	40.10-G3 45.56-G6 58.40-G10 35.66-G12	40.10-G3 45.56-G6 58.40-G10 35.66-G12	40.10-G3 45.56-G6 58.40-G10 35.66-G12
a) Mean Percentage Score						
4. National Achievement Test	55.17-G6 45.65-G10 49.97-G12	55.17-G6 45.65-G10 49.97-G12	55.17-G6 45.65-G10 49.97-G12	55.17-G6 45.65-G10 49.97-G12	55.17-G6 45.65-G10 49.97-G12	55.17-G6 45.65-G10 49.97-G12
a) Mean Percentage Score						
5. Rapid Math Assessment	50%	48%	49%	50%	100%	100%
a) Percentage of learners who reached Independent Level						




# **SCHOOL GOVERNANCE & OPERATIONS DIVISION (SGOD)**

**FY 2025 Q1 Program Implementation Review(PIR)**



**SCHOOLS DIVISION OF DAPITAN CITY**





# Financial Performance



--	--	--	--	--	--	--	--	--	--

## RESEARCH

a. No. of education research completed	15	4	4	4	4	6	120%
b. Number of Research uploaded in the B-Saltsilk	3	0	0	0	0	3	100%

## TEACHER-LEARNER RATIO

a. Elementary	1:40	1:40	1:40	1:40	1:40	1:40	129%
b. Junior High School	1:40	1:40	1:40	1:40	1:40	1:40	102%
c. Senior High School	1:40	1:40	1:40	1:40	1:40	1:40	102%

## CLASSROOM-LEARNER RATIO

a. Elementary	1:40	-	-	-	-	1:31	129%
b. Secondary	1:40	-	-	-	-	1:44	91%

## POLICY PLANNING & RESEARCH





# Financial Performance



--	--	--	--	--	--	--	--	--	--	--

## GROSS ENROLLMENT RATE

a. Kindergarten	100%	-	-	-	91.61%	91.61%	
b. Elementary	100%	-	-	-	100.17%	100.17%	
c. Junior High School	100%	-	-	-	92.58%	92.58%	SY 2023-2024
d. Senior High School	100%	-	-	-	99.64%	99.64%	

## NET ENROLLMENT RATE

a. Kindergarten	82.62%	-	-	-	81.85%	99.1%	
b. Elementary	93.23%	-	-	-	93.16%	99.9%	
c. Junior High School	93.01%	-	-	-	87.10%	93.6%	SY 2023-2024
d. Senior High School	59.64%	-	-	-	71.71%	120.2%	

## SCHOOL LEAVER RATE

a. Elementary	0.18%	-	-	-	0.34%	-188%	
b. Secondary	2.82%	-	-	-	8.05%	-285%	SY 2023-2024

# POLICY PLANNING & RESEARCH



--	--	--	--	--	--	--	--	--	--

**COHORT SURVIVAL RATE**

a. Elementary	99.11%	-	-	-	97.62%	98.5%	Due to decline in enrollment
b. Junior High School	100%	-	-	-	81.28%	81.28%	
c. Senior High School	93.55%	-	-	-	66.36%	71%	

**COMPLETION RATE**

a. Elementary	99.11%	-	-	-	97.62%	98.5%	Due to decline in enrollment
b. Secondary	92.18%	-	-	-	66.01%	72%	

**PERCENTAGE OF PUBLIC SCHOOLS MEETING THE STANDARD RATIO FOR TEACHERS**

a. Elementary	100%	-	-	-	100%	100%	Deployment of new items to schools with acute shortage
b. Junior High School	88%	-	-	-	88%	100%	
c. Senior High School	91%	-	-	-	100%	110%	

**POLICY PLANNING & RESEARCH**



--	--	--	--	--	--	--	--	--	--

**SDOs Non-Teaching and Teaching Related  
who were Trained on ABC-ILT**

65

65

100%

- a. No. of SDO Supervisors  
b. No. of School Heads / Principals / TICs  
c. No. of Teachers

(6)  
(59)  
(65)

6  
59  
65

6  
59  
65

100%  
100%  
100%

TOTAL

**SDOs Non-Teaching and Teaching Related  
who were Trained on HOTS**

120

120

120

246

246

100%

- a. No. of SDO Supervisors  
b. No. of School Heads / Principals / TICs  
c. No. of Teachers

10  
60  
50

10  
60  
50

10  
60  
50

10  
60  
176

10  
60  
176

100%  
100%  
100%

TOTAL

**HUMAN RESOURCE DEVELOPMENT DIVISION**



**DepED**  
DEPARTMENT OF EDUCATION



--	--	--	--	--	--	--	--	--	--

**SDOs Non-Teaching and Teaching-Related who were Trained on MATATAG Curriculum**

	105	105	105	636	636	100%
a. No. of SDO Supervisors	10	10	10	16	16	100%
b. No. of School Heads / Principals / TICs	60	60	60	146	146	100%
c. No. of Teachers	35	35	35	474	474	100%
<b>TOTAL</b>	<b>105</b>	<b>105</b>	<b>105</b>	<b>636</b>	<b>636</b>	<b>100%</b>

**SDOs Non-Teaching Personnel who were Trained Using the OPDNTF Funds**

	35	0	0	0	0	0
a. No. of SDO NTP	35	0	0	0	0	0%
b. No. of RO NTP	-	-	-	-	-	-
<b>TOTAL</b>	<b>35</b>					

Obligated and subject to the availability of schedules of COA RO

**HUMAN RESOURCE DEVELOPMENT DIVISION**

[illegible]

**SDOs Non-Teaching and Teaching Related  
who were given / availed Scholarship  
Program**

	1	1	0	0	100%
a. No. of SDO Supervisors	1	1	0	0	100%
b. No. of School Heads / Principals / Tics	10	10	0	0	100%
c. No. of Teachers	50	50	0	0	100%
TOTAL	61	61	0	0	100%

**a. Number of SDOs Newly-Hired Teachers**  
**Attended the TTP**

a. Number of SDOs Newly-Hired Teachers Attended the TTP	55	0	0	55	0	100%
--	----	---	---	----	---	------

# Newly Hired NQESH Presents

a. 2021 Category A	10	100%
b. 2021 Category B	12	-
c. 2023 Category A	6	100%

## HUMAN RESOURCE DEVELOPMENT DIVISION



DEPARTMENT OF EDUCATION  
**DePEd**



--	--	--	--	--	--	--	--	--	--

**SDOs Newly-Hired Non-Teaching Personnel (NTP) and Teaching Related Personnel (TRP) given Onboarding Program**

a. Number of SDOs newly-hired NTP

2

1

1

2

b. Number of SDOs newly-hired TRP

0

2

0

0

a. SDO

Number of Public School Teachers and Teaching-Related Staff - 142,000 Trained

a. SDO

100%

All Are trained

**FIELD TECHNICAL ASSISTANCE DIVISION**



**DePEd**  
DEPARTMENT OF EDUCATION



--	--	--	--	--	--	--	--	--	--

**TECHNICAL ASSISTANCE**

**Output Indicators**

1. Approved and Implemented TA Operations Manual	1	1	1	1	1	1	100%
2. Approved and updated list of organized DMETAT	1	1	1	1	1	1	100%
3. Number of Implemented Technical Assistance Interventions	180	180	180	180	180	180	100%
4. Number of TA Reports Generated	180	180	180	180	180	180	100%
5. Number of Schools with corresponding SBM Level of Practice	61	61	61	61	61	61	100%
6. Number of Schools recognized as SBM Level 3	13	13	13	13	13	13	100%
7. Number of Secondary Schools with Functional School Governance Council (SGC)	13	13	13	13	13	13	100%

**FIELD TECHNICAL ASSISTANCE DIVISION**



**DepEd**  
DEPARTMENT OF EDUCATION



## KNOWLEDGE MANAGEMENT

### Output Indicators

1. Number of Patented Emerging Practices	1	0	0	1	1	200%	*Succession Planning
2. Approved and Updated Knowledge Management System (KMS)	1	0	0	0	ongoing		*HRMPSB
3. Number of Research-based Interventions in resolving Bottlenecks, Lags, Issues and Concerns (BILAC)	15	15	15	15	15	100%	Active on Anticipated vacancies
4. Number of services and processes improved through SBM benchmarking of best practices	2	2	2	2	2	100%	*PRIME HRM Maturity Level II
5. Compendium of SBM best practices adopted from benchmark areas	1	1	1	1	1	100%	

### OFFICE ADMINISTRATION AND PERFORMANCE MANAGEMENT

#### Output Indicators

1. Operational Document Tracking System	1	1	1	1	1	100%	
---	---	---	---	---	---	------	--

## FIELD TECHNICAL ASSISTANCE DIVISION






## EDUCATION SUPPORT SERVICES

**Milk feeding started  
from SEF for 25 feeding  
days**



**DePEd**  
DEPARTMENT OF EDUCATION



### MEDICAL, DENTAL AND NURSING SERVICES

a. Number of learners									
1. Assessed	1,500	184	184	2,833	1,913	127.5%			
2. Given Treatment		44	44	436	16	100%			
3. Referred		1	1	17	3	100%			
b. No. of teaching & non-teaching personnel									
1. Assessed	50	54	54	500	153	206%			
2. Given Treatment		18	18	17	1	100%			
3. Referred		0	0	0	0	100%			
c. Laboratory	1	0	0	0	0	100%			

### WASH IN SCHOOLS (Wins)

a. Number of schools monitored and validated to have been compliant with Three Stars Approach (TSA)	67	67	-	-	-	100%	Data extracted from Online Monitoring System of Wins Program
b. Number of Schools with							
1 Star	0	3	2	1	1	7	
2 Star	12	1	1	1	1	4	
3 Star	50	50	1	1	1	53	
4 Star	5	0	1	1	1	3	

## EDUCATION SUPPORT SERVICES



**ADOLESCENT REPRODUCTIVE HEALTH**

a. Number of Activities/ Programs conducted	6	2	2	2	2	2	133%
b. Incidents/s of Teenage Pregnancy	0	1	1	1	1	1	
c. Innovations	1	1	1	1	1	1	100%

**NATIONAL DRUG EDUCATION PROGRAM**

a. Number of Activities/ Program conducted	32	16	8	3	3	100%
b. Innovations	1	1	1	1	1	100%

**MENTAL HEALTH PROGRAM**

a. Number of Learners:	20	3	3	6	8	100%
1. Assessed	0	0	0	0	0	
2. Referred at-risk	1	1	1	1	1	100%
b. Innovations						

**EDUCATION SUPPORT SERVICES**



**DepEd**  
DEPARTMENT OF EDUCATION



## DRRM

a. Number of developed and/or enhanced	59	59	-	-	100%
b. Contingency Plan (CP) in DepEd Field	61	0	61	-	100%
c. Number of DRRM PPAs conducted	4	0	3	1	100%
d. Innovations	-	-	-	-	-

## YOUTH SUBMITTER & DEVELOPMENT

a. Number of activities/programs conducted	5	1	1	3	100%
b. Report Incident of					
- Abuse	-	-	-	-	-
- Violence	-	-	-	-	-
- Exploitation	-	-	-	-	-
- Discrimination	-	-	-	-	-
- Bullying	-	-	-	-	-
- Suicide	-	-	-	-	-

## EDUCATION SUPPORT SERVICES



**DepEd**  
DEPARTMENT  
OF EDUCATION



**EDUCATION POLICY DEVELOPMENT  
PROGRAM**

a. Number of issuance on Programs related to Monitoring & Evaluation 6 6 7 10 10 100%

b. Number of Approved M&E Plans (Basic Education Monitoring and Evaluation Framework- REMEF) Functions, Units/Sections 34 34 34 34 34 100%

**QUALITY ASSURANCE**

a. Number of QAAE of PPA conducted, reported and submitted 45 45 45 45 45 100%

**ASSESSMENT, MONITORING AND  
EVALUATION**

a. Number of SMEA/DMEA/SDO FIR monitored 15 15 15 15 15 100%

b. Number of RO/SDO/CO Assessment-Managed conducted and monitored- 16 4 5 5 2 100%

**SCHOOL MANAGEMENT MONITORING & EVALUATION**



**DepEd**  
DEPARTMENT OF EDUCATION



**REGULATORY AND DEVELOPMENT  
SERVICES TO SCHOOL CONDUCTED FOR  
PRIVATE SCHOOLS**

<b>a. Number of Grantees</b>										
1. Education Service Contracting	323	-	-	-	323	-	-	-	-	100%
2. Senior High School Voucher Program	444	-	-	-	444	-	-	-	-	100%
<b>b. Number of Private Schools with Approved Government Primary/SHS Provisional Permit</b>										
1. Kindergarten	3	3	3	3	3	3	3	3	3	100%
2. Elementary	3	3	3	3	3	3	3	3	3	100%
3. Junior High School	3	3	3	3	3	3	3	3	3	100%
4. Senior High School	2	2	2	2	2	2	2	2	2	100%
<b>c. Number of Private Schools with Approved Government Recognition</b>										
1. Kindergarten	1	1	1	1	1	1	1	1	1	100%
2. Elementary	1	1	1	1	1	1	1	1	1	100%
3. Junior High School	1	1	1	1	1	1	1	1	1	100%
<b>d. Number of Schools Implementing SHS Program</b>										
1. Public Schools	11	11	11	11	11	11	11	11	11	100%
2. Private Schools	2	2	2	2	2	2	2	2	2	100%

**SCHOOL MANAGEMENT MONITORING & EVALUATION**



**REGULATORY AND DEVELOPMENT  
SERVICES TO SCHOOL CONDUCTED FOR  
PRIVATE SCHOOLS**

e. SHS Offerings (Public & Private Schools)

<b>Academic Track</b>									
1. General Academic Strand (GAS)	0	0	0	0	1	1			100%
2. Science, Technology, Engineering & Mathematics (STEM) Strand	3	3	3	3	3	3			100%
3. Humanities & Social Sciences (HUMSS) Strand	3	3	3	3	3	3			100%
4. Accountancy Business and Management (ABM)	1	1	1	1	1	1			100%
<b>Technical-Vocational Livelihood (TVL) Track</b>									
1. Information and Communication Technology (ICT)	6	6	6	6	6	6			100%
2. Home Economics Strand	8	8	8	8	8	8			100%
3. Agri-Fishery Arts (AFA) Strand	3	3	3	3	3	3			100%
4. Industrial Arts (IA) Strand	6	6	6	6	6	6			100%
<b>Arts &amp; Design Track</b>									
	1	1	1	1	1	1			100%
<b>Sports Track</b>									
	1	1	1	1	1	1			100%

**SCHOOL MANAGEMENT MONITORING & EVALUATION**

e. **No. of Schools**

- |  | 1970 | 1980 | 1990 | 2000 | 2010 | 2016 |
|--|------|------|------|------|------|------|
| 1. Conversion to Integrated Schools                                  | -    | -    | -    | -    | -    | -    |
| 2. Newly-Established Schools   | 2    | 2    | 2    | 2    | 2    | 2    |
| 3. Implementing Units (IUs)  | 2    | 2    | 2    | 2    | 2    | 2    |
| 4. Voluntary/Involuntary Closure                                     | -    | -    | -    | -    | -    | -    |
| 5. Separation of Annexes from Mother School                          | -    | -    | -    | -    | -    | -    |
| 6. Conversion of Schools (Non-IUs to IUs)                            | -    | -    | -    | -    | -    | -    |
| 7. Conversion to Science & Tech Vocs                                 | -    | -    | -    | -    | -    | -    |
| a. Merging of Schools  | -    | -    | -    | -    | -    | -    |
| 9. Application for Tuition Fee Increase and other Miscellaneous Fees | -    | -    | -    | -    | -    | -    |

### a. Status of Crafting

- |                           |   |   |         |
|---------------------------|---|---|---------|
| 1. QMS Operations Manual  | 1 | - | Ongoing |
| 2. QMS Planning Documents | 1 | - | Ongoing |

# SCHOOL MANAGEMENT MONITORING & EVALUATION






# OFFICE OF THE SCHOOLS DIVISION SUPERINTENDENT

**FY 2025 Q1 PROGRAM IMPLEMENTATION REVIEW (PIR)**



**SCHOOLS DIVISION OF DAPITAN CITY**





# Revenue Performance

**DepEd**  
DEPARTMENT OF EDUCATION



## HUMAN RESOURCE MANAGEMENT

1. Number of:									
a. Updated Service Records	1165	1133	1131	1164	1165	100%			
b. Leave Card	1165	1133	1131	1164	1165	100%			
c. 201 Files	1165	1133	1131	1164	1165	100%			
2. PSIPOR updated regularly	1	1	1	1	1	100%			
3. Percentage of approved appointment vs. No. of Vacant Items	100%	119	43	128	124	100%			
4. No. of processed applications for regular appointment (excluding those who are on leave and resignation/absence w/ resignation)	45	8	9	13	10	93%			
5. Approved requests for leave of absence, provident fund loan & authority to travel	3000	1229	989	1190					
6. No. of Issued Certificates of Last Payment	20	0	0	10	13	115%			
7. No. of Vouchers prepared for payment of salaries and remittance of collections	12	3	3	3	3	100%			
8. No. of payrolls finalized and printed for signature of officials concerned	24	6	6	6	6	100%			
9. No. of PLI billing documents validated	G 160	40	40	42	30 E	95%			

## ADMINISTRATIVE SERVICES SECTION



DepEd  
DEPARTMENT OF EDUCATION



#### CASH MANAGEMENT

1. Number of official receipts issued	-	15	38	113	25	100%
2. Number of validated lists of deposited collections	-	6	11	58	9	100%
3. Number of validated deposit slip	-	58	58	58	9	100%
4. Number of LBDAR/ADA issued and percentage of released LBDAR/ADA	-	85	121	134	156	100%
5. Number of checks and ADA issued	-	45	71	188	20	100%
6. Percentage of checks with error-free entries issued	-	100%	100%	100%	100%	100%
7. Number of financial reports submitted within the time frame	16	16	16	16	16	100%
8. Percentage of required CA liquidation submitted on time	100%	100%	100%	100%	100%	100%
9. Number of disbursement reports of cash advances submitted on time	150	71	71	150	150	100%
10. Number of COA findings (in terms of liquidation of CA)	-	-	-	-	-	-

## ADMINISTRATIVE SERVICES SECTION



**ASSET MANAGEMENT**

1. Number of approved and validated RPCPE and RPI submitted	-	-	-	-	-	-	-	-	-
2. Number of required PAR, ARE, ICS and RMSI approved and validated	150	150	150	150	150	150	100%		
3. Approved and validated inventory and inspection report	1	1	1	1	1	1	100%		
4. Percentage of the required disposal report for goods (GRUP, PFI, WHA) and sale of waste materials documents facilitated)	100%	100%	100%	100%	100%	100%	100%		
5. Percentage of Post-Goods transferred with documents	100%	100%	100%	100%	100%	100%	100%		
6. Number of updated property card	69	53	55	60	69		100%		

**ADMINISTRATIVE SERVICES SECTION**



**DepEd**  
DEPARTMENT OF EDUCATION



#### RECORDS MANAGEMENT

1. Percentage of received, classified, filed, maintained, and released on time documents	100%	100%	100%	100%	100%	100%
2. Number of functional documents tracking system	1	1	1	1	1	100%
3. Percentage of received and released correspondence encoded and updated	100%	95%	95%	100%	100%	100%
4. Number of basic school records received, processed, evaluated, verified and released on time for CAV (with specific requirements) within the timeline	4	2	3	3	4	100%
5. Number of updated Records Inventory	69	56	69	69	69	100%

## ADMINISTRATIVE SERVICES SECTION



## ADMINISTRATIVE SERVICES SECTION



**DepEd**  
DEPARTMENT OF EDUCATION



#### PROCUREMENT MANAGEMENT

1. Number of approved APP and supplemental APP	2	4	8	59	
2. Number of PMR endorsed/submitted to the Office of the SDS	3	3			100%
3. Number of APCPIR prepared and submitted	1	1			100%
4. Number of submitted processes/services and procedures as declared in the Operations Manual and Citizen Charter	46	46			100%
5. Number of Operational Documents Tracking System	1	1			100%
6. Number of Pertinent Forms and Documents accomplished and submitted on time (e.g. WFP, PMP, APP)	65			65	100%
7. Number of recognition initiatives conducted	1			1	100%

## ADMINISTRATIVE SERVICES SECTION



**DepEd**  
DEPARTMENT OF EDUCATION



**OFFICE ADMINISTRATION AND  
PERFORMANCE MANAGEMENT**

1. CSM (formerly CCSS) rating received	100%	95.83%	96.26%	95.37%	96.33%	95.24%
2. Number of Satisfied clients/customers based on feedback received	4,342	853	1,093	1,008	1,182	95.24%
3. Percentage of Achievement of IPCRF/OPCRF (by end of CY)	100%					By end of SY
4. Number of performance reviews conducted	1					100%
5. Number of newly-created teaching positions filled-up	5			30		600%

**ADMINISTRATIVE SERVICES SECTION**





# FINANCIAL ACCOMPLISHMENT REPORT

FY 2025 Q1 PROGRAM IMPLEMENTATION REVIEW



## BUDGET UTILIZATION RATE

# OVERALL UTILIZATION CURRENT & CONTINUING

As of March 2025





Based on RO – FAR 1 (Total, Continuing and Current) as of March 21, 2025

₱ 1.3 B

7.8%

ADJUSTED  
ALLOTMENT



OBLIGATION  
RATE



DISBURSEMENT  
RATE

Page 1 of 1



# CURRENT APPROPRIATIONS

*As of March 31, 2025*





Based on RO – FAR 1 (CURRENT) as of March 31, 2025

**₱ 1.1 B**

**ADJUSTED  
ALLOTMENT**




**6.24%**

**OBLIGATION  
RATE**



**DISBURSEMENT  
RATE**





# CONTINUING APPROPRIATIONS

**₱213.5 M**

**16.05%**


**ADJUSTED  
ALLOTMENT**



**OBLIGATION  
RATE**



**DISBURSEMENT  
RATE**





Prepared by :

*[Signature]*  
NUEYA A. JANDAG  
SEPS-SMME

Reviewed by:

*[Signature]*  
SHERLITO/E. SAGAPSAPAN  
CES-SGOD *[Signature]*

Approved by:

*[Signature]*  
AURELIO A. SANTISAS, CESE  
OIC-Schools Division Superintendent